



**Transportation Bus Purchases**  
**Central Square Central School District**  
**February 22, 2021**

# FUN FACTS



Transportation aid is paid on general operations and on bus purchases.



All school districts are entitled to transportation aid, between 6.5% and 90% of their approved transportation expenses.



Central Square is a 88.7% aid District.





# BUS PURCHASES



Districts must obtain voter approval for all bus purchases.



District bus purchases must also be approved by SED in order to generate Transportation Aid.



The net approved cost of each school bus is now aided according to an assumed amortization schedule of five (5) years established by the SED.



Aid will be paid based upon two equal assumed semi-annual payments of principal and interest using a statewide average interest rate.



Aid begins 12 months after the purchase order date and will be calculated based upon the assumed debt service payments.

# Bus Purchase Debt History

YEAR	DEBT HISTORY
2017 – 18	\$ 930,946
2018 – 19	\$ 987,045
2019 – 20	\$ 1,152,363
2020 – 21	\$ 1,250,436
2021 – 22	\$ 1,133,059



**PROPOSED SCHOOL DISTRICT FINANCING PLAN**  
**ESTIMATED DEBT SERVICE**  
**\$ 1,133,059 Acquisition of Buses**

<i>Type</i>	<i>Quantity</i>	<i>Cost</i>
65-Passenger Bus	7	\$ 930,017
30-Passenger Bus	3	203,042
<b>Total</b>		<b>\$ 1,133,059</b>
Estimated 2% Financing		80,592
<b>Total Debt</b>		<b>\$ 1,213,651</b>




<i>Fiscal Year Ending June 30</i>	<i>Balance Outstanding</i>	<i>Principal Paid August 15</i>	<i>Estimated Interest 2%</i>	<i>Total Debt Service</i>
2023	1,133,059	208,059	33,992	242,051
2024	925,000	225,000	18,500	243,500
2025	700,000	230,000	14,000	244,000
2026	470,000	235,000	9,400	244,400
2027	235,000	235,000	4,700	239,700
<b>TOTAL</b>		<b>\$ 1,133,059</b>	<b>\$ 80,592</b>	<b>\$ 1,213,651</b>



# Fleet Information



## The District owns 87 Vehicles

-  **62** 65-Passenger Buses  
(4 are Wheelchair Lift Equipped)
-  **21** 30-Passenger Buses
-  **4** 7-Passenger Grey Vans

# Currently...


**Type C = 62** 65-Passenger Buses

 1 to 5 years old = **37**

 6 to 9 years old = **24**

 10 years or older = **1**

 *Buses **with***  
*100 - 150,000 miles = **23***


 *Buses **over** 150,000 miles = **1***

**Type A = 21** 30-Passenger Buses

 1 to 5 years old = **9**

 6 to 9 years old = **10**

 10 years old = **2**

 *Buses **over** 150,00 miles = **11***

 *Buses **over** 200,000 miles = **3***

# With 2021-22 Voter Approval...

**Type C = 62** 65-Passenger Buses

 1 to 5 years old = **37**

 6 to 9 years old = **25**

 10 years or older = **0**

 **Buses *with***  
***100 - 150,000 miles = 25***

**Type A = 21** 30-Passenger Buses

 1 to 5 years old = **11**

 6 to 9 years old = **6**

 10 years or older = **4**

 **Buses *between***  
***100 - 150,000 miles = 9***





Questions?